

## **BEGINNING VIBRAPHONE TECHNIQUES by Kevin Bobo and Jon Metzger**

Stance, position at instrument

- Weight distribution with right foot on pedal

Placement of music stand

- Options, use of peripheral vision when reading

Two-mallet grip, holding the mallets

- Utilizing mallet leverage

Mallet selection

- Reasons for rattan shafts

Motor

- Use and non-use, placement of fans

Striking the bar, contact areas

- Mallet height, movement, sticking, touch
- Exercises on hand-out

Articulation

- Using the pedal, dead-stroke grace notes, stick-dampening
- Exercises on hand-out

Benefiting from improvisation concepts

- Supports desire to play mallet instruments, reading, articulation
- Samples on hand-out

Helpful books and literature

- Listing on hand-out

Fig. 4I-1

$\text{♩} = 80$

Repeat until comfortable

Repeat until comfortable

*p-f* L R L R L R L R

Repeat until comfortable

Repeat until comfortable

L R L R L R L R

L R L R L R L R

Detailed description: This figure shows two staves of music in 4/4 time with a tempo of quarter note = 80. The first staff begins with a dynamic marking of *p-f* and contains four triplet groups of eighth notes, each labeled with 'L' and 'R' alternating. The second staff also contains four triplet groups of eighth notes, labeled 'L R L R'. Both staves have a repeat sign (double bar line with two dots) after the second and fourth triplet groups, with the text 'Repeat until comfortable' above each. The first staff ends with a repeat sign after the fourth triplet, and the second staff ends with a repeat sign after the fourth triplet.

Continue expanding 1/2 steps at a time until you reach octave Fs.

Fig. 4I-2

$\text{♩} = 96$

*p-f* R R R R R R R R etc.

Continue to octave C and descend all the way home to base target note.

Or, try the reverse:

L L L L L L L L etc.

Detailed description: This figure shows two staves of music in 4/4 time with a tempo of quarter note = 96. The first staff starts with a dynamic marking of *p-f* and contains a sequence of eighth-note patterns. The first four measures each have a right-hand (R) label, and the fifth measure has an 'etc.' label. The second staff is labeled 'Or, try the reverse:' and contains a sequence of eighth-note patterns, each labeled with a left-hand (L) label, ending with an 'etc.' label. The first staff's notes are ascending in pitch, while the second staff's notes are descending.

Fig. 4H-1

$\text{♩} = 69$  Pedal:  $\text{♩} +$

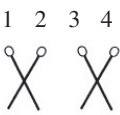
*mf*

Detailed description: This figure shows two staves of music in 4/4 time with a tempo of quarter note = 69. The first staff begins with a dynamic marking of *mf* and a 'Pedal: ♩ +' marking. The first measure contains a half note with a sharp sign (F#). The second measure contains a quarter note with a sharp sign (F#), followed by a half note. The third measure contains a quarter note with a sharp sign (F#), followed by a half note. The fourth measure contains a quarter note with a sharp sign (F#), followed by a half note. The fifth measure contains a quarter note with a sharp sign (F#), followed by a half note. The sixth measure contains a quarter note with a sharp sign (F#), followed by a half note. The seventh measure contains a quarter note with a sharp sign (F#), followed by a half note. The eighth measure contains a quarter note with a sharp sign (F#), followed by a half note. The second staff contains a sequence of eighth-note patterns, each labeled with a left-hand (L) label, ending with an 'etc.' label. The first staff's notes are ascending in pitch, while the second staff's notes are descending.




Fig. 4H-6

♩ = 48 – 120 Four mallets / Practice in all 12 keys  
 legato Pedal down throughout



1 2 3 4



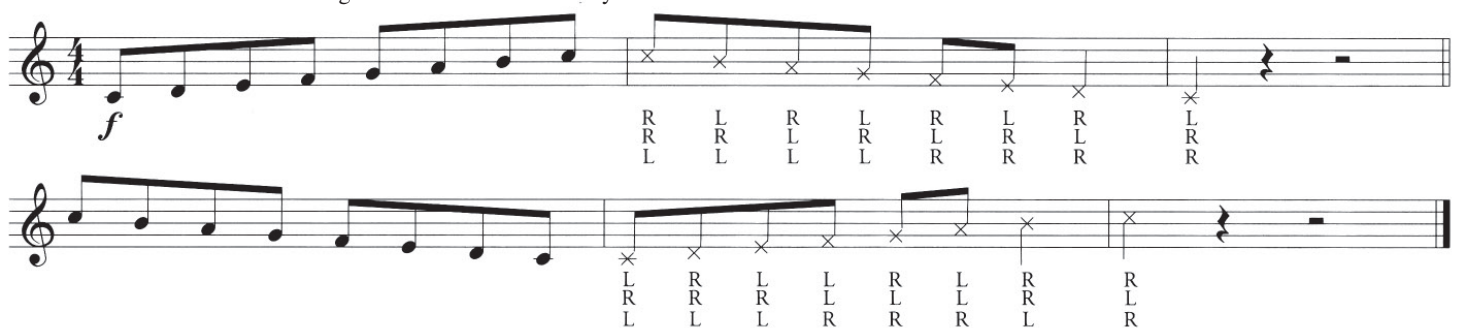
*p* - *f*

1) 3 2 3 2 3 2 3 2 3 2 3 2 3  
 2) 4 1 4 1 4 1 4 1 4 1 4 1 4  
 3) 3 1 3 1 3 1 3 1 3 1 3 1 3

2 3 2 3 2 3 2 3 2 3 2 3 2  
 1 4 1 4 1 4 1 4 1 4 1 4 1  
 1 3 1 3 1 3 1 3 1 3 1 3 1

Fig. 4H-8

♩ = 120 Pedal down throughout / Practice in all 12 keys



*f*

R R L L R L R L R L R L R L  
 L L R R L L R R L L R R L L

## HELPFUL BOOKS AND LITERATURE

*The Art and Language of Jazz Vibes*, Jon Metzger, EPM Publications, 1996

*Introduction Course for Xylophone*, George Hamilton Green, Meredith Music Publications, 1984

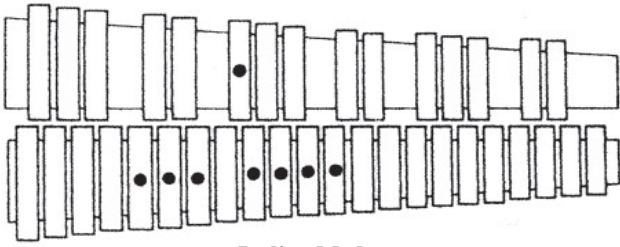
*Vibraphone Technique: Dampening and Pedaling*, David Friedman, Berklee Press, 1973

*Five Pieces for Vibraphone*, Jon Metzger, C. Alan Publications, 2000

*Five Easy Two Mallet Pieces for Marimba*, Jon Metzger, C. Alan Publications, 1999



# Lydia



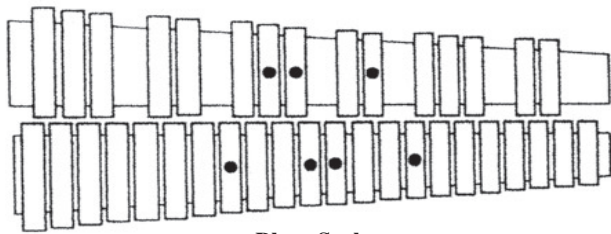
**Lydian Mode**  
(Fourth mode of the major scale)

Jon Metzger

*Lovingly*



# Blues for Dave



**Blues Scale**  
(built on F)

Jon Metzger

*Swing Feel* ♩ = 120

